

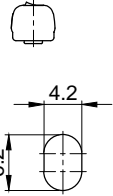
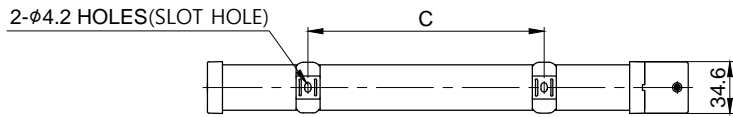
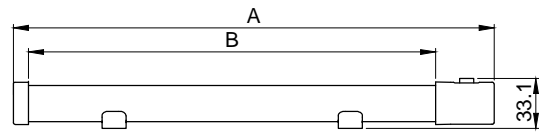
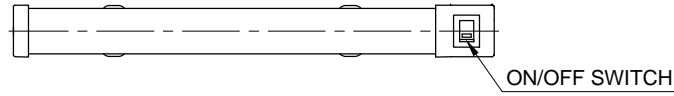
1 2 3 4 5 6

A

A

MARK	DATE	REVISION	REVISER	APP .BY
①				
②				
③				

MODEL NO		QELS			
MATERIAL		SIDE COVER : ABS			
		LENS-PC			
		BRACKET-SUS201			
COLOR OF LENS		UNCLEAR			
MODEL		QELS-200	QELS-300	QELS-400	QELS-500
CURRENT	DC24V	MAX. 0.145A	MAX. 0.215A	MAX. 0.285A	MAX. 0.358A
	AC110V	MAX. 0.196A	MAX. 0.202A	MAX. 0.206A	MAX. 0.216A
	AC220V	MAX. 0.095A	MAX. 0.098A	MAX. 0.100A	MAX. 0.105A
LED		CHIP LED			
PROTECTION GRADE		NON WATER-PROOF			



FITTING HOLES
(SCALE 6:1)

MODEL	A	B	C
QELS-200	249	200	16~170
QELS-300	349	300	16~270
QELS-400	449	400	16~370
QELS-500	549	500	16~470

※ POWER CABLE : DC TYPE - UL2464 AWG22(0.3sq X 2C) 400mm
AC TYPE - VCTFK (0.75sq) x 2C 400mm

B

B

C

C

D

D

1 2 3 4 5 6

FOR LINEAR DIMENSIONS	ISO2768-1 : CLASS OF TOLERANCE					SURFACE FINISH
	f	m	Ⓞ	v		
0.5~3	±0.05	±0.1	±0.2	-		
3~6			±0.3	±0.5		
6~30	±0.1	±0.2	±0.5	±1		
30~120	±0.15	±0.3	±0.8	±1.5		
120~400	±0.2	±0.5	±1.2	±2.5		
400~1000	±0.3	±0.8	±2	±4		
FOR ANGULAR DIMENSIONS	0~10	±1°		±1°30'	±3°	
	10~50	±0°30'		±1°	±2°	
	50~120	±0°20'		±0°30'	±1°	
	120~400	±0°10'		±0°13'	±0°30'	

Nr.	DWG. NO.	TITLE/ NAME		MAT'L	1	
DSND BY	CHKD BY	CHKD BY	APRV BY	VIEW	DATE	REFERENCE
S.H.KIM	J.H.PARK		J.K.HAN	3	2016.08.30	
TITLE			MODEL			
QELS OUTLINE DRAWING			QELS			
			DWG. NO.		QELS	
SCALE	SIZE	REV	SHEET			
N/S	A4	00	1/1			

A4(297X210)